



Fine Art Bridging work

Year 10 into 11 for 2022/23



Name: _____

Tutor Group: _____

Teacher: _____

Transformation

Portraiture

YR11


Age



Allegory of Prudence
By Titian



Jenny Saville
(artwork contains some nudity)



Bobby Neel Adams




Dryden Goodwin

Emotion/Expression



Käthe Kollwitz



Edvard Munch



Francis Bacon

Emotion/Expression Contd.



Carsten Witte



Stephen Shanabrook



Piet Van Der Booq

Emotion/Expression Contd.



Frank Auerbach



Gillian Lambert




Julian Opie




Linnea Strid

Disguise




Hinke Schreuders



Andrei Varqa

Disguise contd.



Ed Fairburn



Maurizio Anzeri



Charlotte Caron


Identity



Frida Kahlo




Johnathan Yeo



Chris Ofili
(artwork contains some nudity)

Identity contd.



Gideon Rubin



Shin-Young An



Shirin Neshat

Beauty



Thomas Robson





Happy red fish





Cecile Plaisance
(artwork contains some nudity)



**Henrietta
Harris**





Agnes Cecile




Kehinde Wiley









Silke Werzinger



Kemi Mae





Badass Genius





Adria Mercuri






Dominic
BeYELER



Chuck Close






Oscar Ukonu





Saba Barnard

Alexis Eke





DAVID SAMUEL STERN





BRUNO METRA



XENIA LAU - PHOTOGRAPHY





Ed Fairburn



Gillian Lambert




Johnathan Yeo



Tahlia Stanton





Lucy Pass







Jenny Saville



Matt Small



Florian Nicolle





**Kayla
Mahaffey**



Arinze Stanley





Dan Bullock

Minjae Lee - grenomj



YEAR 10 SUMMER HOLIDAY HOMEWORK

Now you have received your theme for your new project it is time for you to do some research!

- Look carefully at the artists suggested, you can even spend some time looking for others.
- Task 1 - Complete a **50 image Photoshoot**
- Task 2 - Collect images for a **Visual Collage**
- Task 3 - Complete an **Artist Analysis**

Task 1


VISUAL COLLAGE

Collect images from the internet relevant to Transformation & Portrait

**Put together your visual
inspiration pages (2x A3)
digitally if you can.**

Make sure you change the document size to A3 before you start.

**These will be printed when
you return to school.**



Task 2


PHOTOSHOOT

Complete a 50 image photoshoot of anything relevant to Transformation & Portraits

Think carefully about the subject of your photographs, the angle, lighting and background.

You will be drawing from these images

These will be printed when you return to school.



Task 3

1. Comparing Artists

Choose 3 or 4 artists from this PowerPoint.

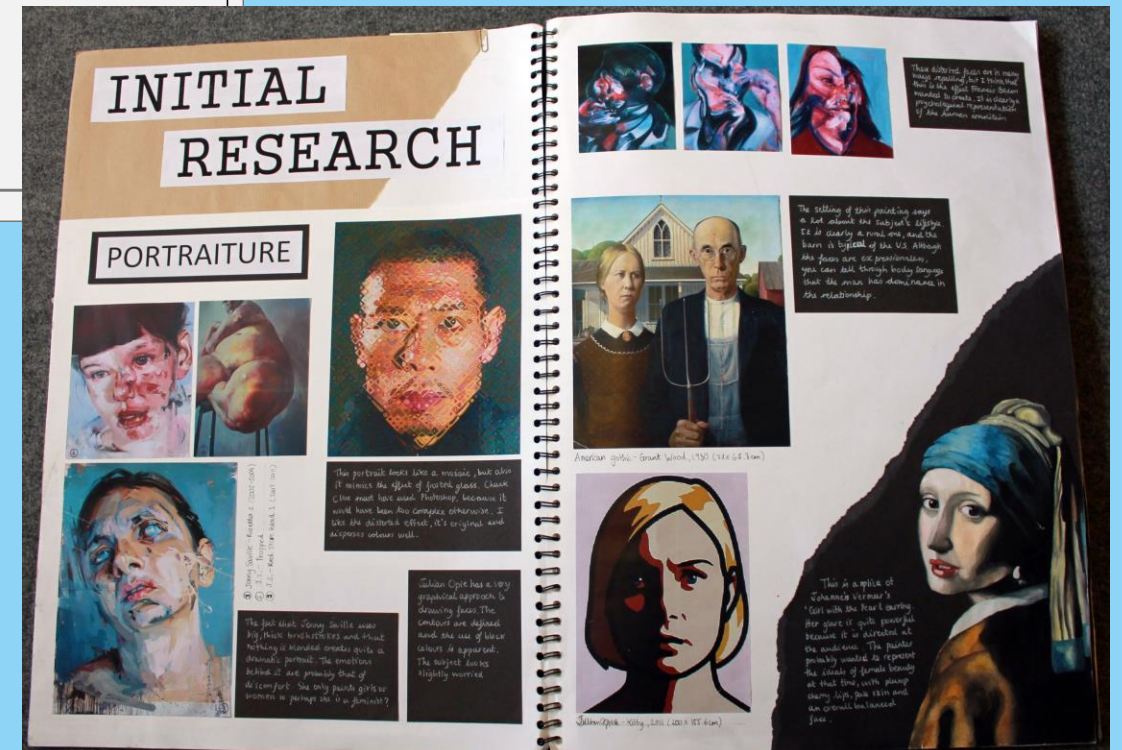
Complete one page of research looking briefly at all of your selected artists. Explain why you have chosen them and what you like about their work. Include images of their work.

2. Chosen Artist

Now complete a more thorough analysis of your chosen artist. You should include detailed information, opinions and images of the artist's work.

ARTIST ANALYSIS

Artist analysis template		
NAME OF ARTIST		PICTURE of ARTWORK YOU HAVE CHOSEN TO ANALYSE
<ul style="list-style-type: none">• BACKGROUND (about the artist)• The date of birth. The date of death if they are dead! Nationality• Include any interesting facts about their family.• Where they studied art? Where they were when they made a lot of their art. E.g. was it in another country from where they were born.	PICTURE of ARTIST (if you can find one)	
PICTURE of artwork 1	<ul style="list-style-type: none">• INFLUENCES & INSPIRATION (about their work and ideas)• What other artists were they influenced by & why• What 'style' of work they did. Were they part of an art movement e.g. Cubism, expressionism.• What was the theme/content of their work? What was their work about? i.e. landscapes, portraits, objects.	PICTURE of another piece of work
Title of work, date created, media used		Title of work, date created, media used
ABOUT THE ARTWORK YOU HAVE CHOSEN TO ANALYSE USE YOUR DESCRIBE/INTERPRET/ANALYSE/JUDGEMENT FROM LAST WEEK IN THIS SECTION		



If you are completing this digitally, make sure the documents are set up as A3 ready for printing.