



# Textiles Bridging Work

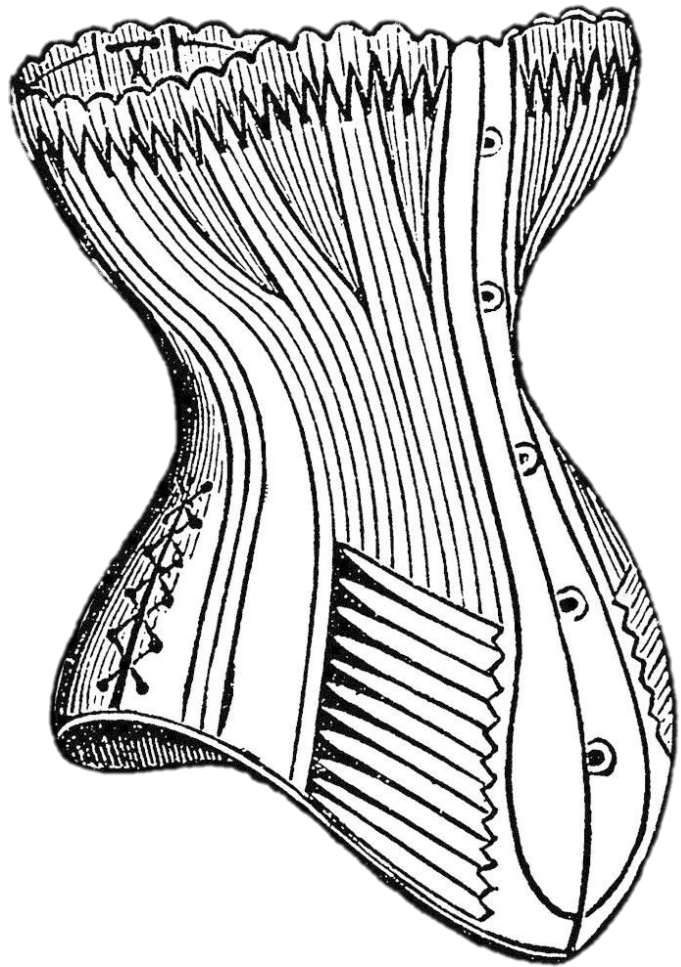
Year 10 into 11 for 2022/23



Name: \_\_\_\_\_

Tutor Group: \_\_\_\_\_

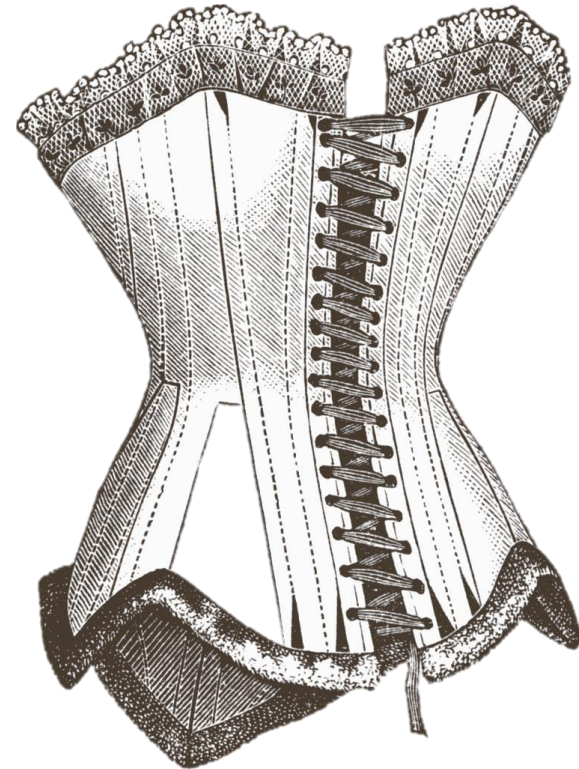
Teacher: \_\_\_\_\_



# Constructed Textiles Mock Exam 2022

Art Textiles

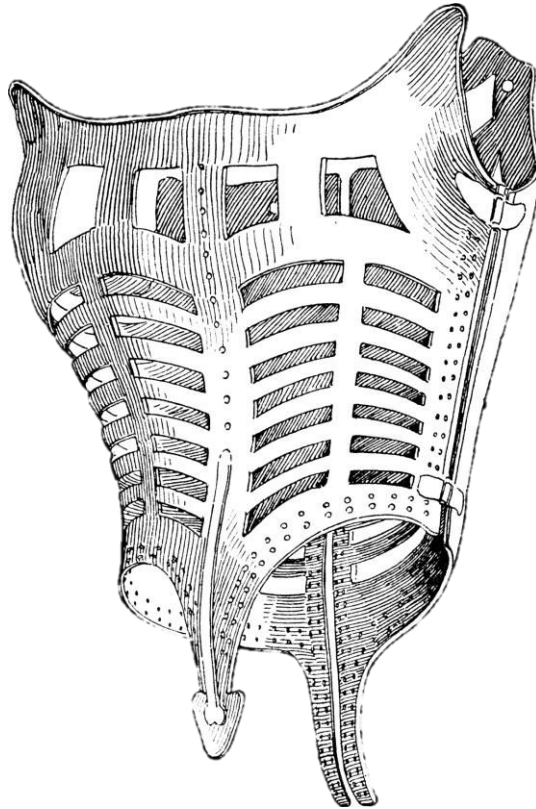
Year 10 into Year 11 Summer Bridging Tasks



# Constructed Textiles Design Brief

The V&A museum, London has commissioned you to create a corset to add to their collection 'Fashion Collection' exhibition.

The exhibition have fashion garments from contemporary textile practitioners that have incorporated a range of different textile techniques, have used a range of different materials and fashion construction techniques.



Your creative journey must include:

- Your inspiration and observations
- Explore a range of textile techniques and samples
- Show textile experimentation and your design process
- Show use of range of materials and fashion construction techniques.

Your final outcome will be:

- A sketchbook showing your creative journey with examples of the skills mentioned above
- Textile samples showing a range of textile techniques, use of materials and construction techniques
- A corset that represents your creative journey to be exhibited at the V&A museum.

This year's theme is ...

# Structures

# Exploring the theme of 'Structures'

You will need to create a sketchbook of relevant, researched ideas and informed developed and refined responses.

You will be expected to:

- develop a knowledge and understand of recording,
- developing and refining ideas,
- researching artists and designers and making contextual connections between your constructions and the work of others, extracting meaningful information as well as working with the appropriate textile skills.

# Looking at 'Structures'

## ➤ **Interior and exterior:**

Architectural Structures, large buildings or geometric structures, (visit Liverpool St in London) towers, historical and modern: cathedrals, temples (Pagoda), cities: Sydney opera house, Eiffel Tower, electrical pylons, scaffolding, cranes, bridges, stairwells, shopping centres, Birmingham Bullring, Trafford Shopping Centre Manchester or the Arndale Centre.

## ➤ **Complex Structures:** man-made or natural: micro or macro:

Nature/Organic: Skeletal (bones), floral, fruit, insects (butterfly's), internal, external,  
Man-made: fences, railings, gates, clocks, inside computers, circuit boards

## ➤ **Interlocking Structures:**

Natural: Ivy, creepers. Anatomical: Skeletal.

Mechanical: peddles, bicycles, cranks, cogs, gears, wheels.

# Looking at 'Structures'

## ➤ Interior and exterior:

Architectural Structures, large buildings or ge (London) towers, historical and modern: cath house, Eiffel Tower, electrical pylons, scaffol centres, Birmingham Bullring, Trafford Sho

➤ **Complex Structures:** man-made or n  
Nature/Organic: Skeletal (bones), floral,  
Man-made: fences, railings, gates, clocks

## ➤ Interlocking Structures:

Natural: Ivy, creepers. Anatomical: Skeletal.  
Mechanical: peddles, bicycles, cranks, cogs, gears,

Select one of the areas of focus on the left :

- Interior and exterior
- Complex structures
- Interlocking structures

Look at the key words associated with the area of focus. This will help you, when taking the images for your photoshoot.



# Interior and exterior:



Architectural Structures, large buildings or geometric structures, (visit Liverpool St in London) towers, historical and modern: cathedrals, temples (Pagoda), cities: Sydney opera house, Eiffel Tower, electrical pylons, scaffolding, cranes, bridges, stairwells, shopping centres, Birmingham Bullring, Trafford Shopping Centre Manchester or the Arndale Centre.





# Complex Structures:

- Man-made or natural: micro or macro
- Nature/Organic: Skeletal (bones), floral, fruit, insects (butterfly's), internal, external,
- Man-made: fences, railings, gates, clocks, inside computers, circuit boards





# Interlocking Structures:

- Natural: Ivy, creepers.
- Anatomical: Skeletal.
- Mechanical: peddles, bicycles, cranks, cogs, gears, wheels.




# Sketchbook layout and set up

Stick the project brief on the back inside cover. Stick it underneath your plastic wallet.

Then ...

Number your sketchbook pages 1, 2, 3, 4, 5, 6 etc

# Title Page with mind map relating to 'Structures'



On page 1 of your sketchbook you need to write the title of the project somewhere. Think about the presentation of the title.

Then you are going to create a mind map of key words that you associate with the word '**Structures**'. Refer back to the project area of focus and include all of those headings and key words.



# Title Page with mind map relating to 'Structures'

Add these words to your mind map on your title page

## Looking at 'Structures'

### ➤ Interior and exterior:

Architectural Structures, large buildings or geometric structures, (visit Liverpool St in London) towers, historical and modern: cathedrals, temples (Pagoda), cities: Sydney opera house, Eiffel Tower, electrical pylons, scaffolding, cranes, bridges, stairwells, shopping centres, Birmingham Bullring, Trafford Shopping Centre Manchester or the Arndale Centre.

### ➤ Complex Structures: man-made or natural: micro or macro:

Nature/Organic: Skeletal (bones), floral, fruit, insects (butterfly's), internal, external,  
Man-made: fences, railings, gates, clocks, inside computers, circuit boards

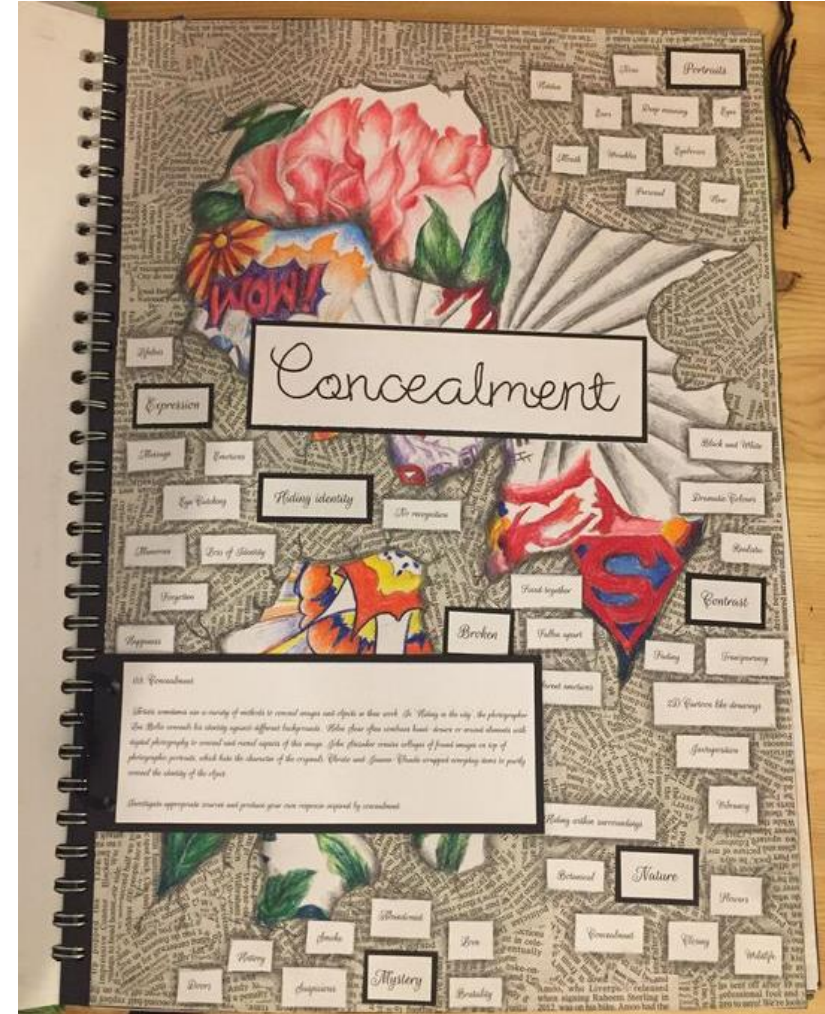


### ➤ Interlocking Structures:

Natural: Ivy, creepers. Anatomical: Skeletal.  
Mechanical: peddles, bicycles, cranks, cogs, gears, wheels.

Structures



# Title Page Exemplars





# Looking at 'Structures' for your mood board task

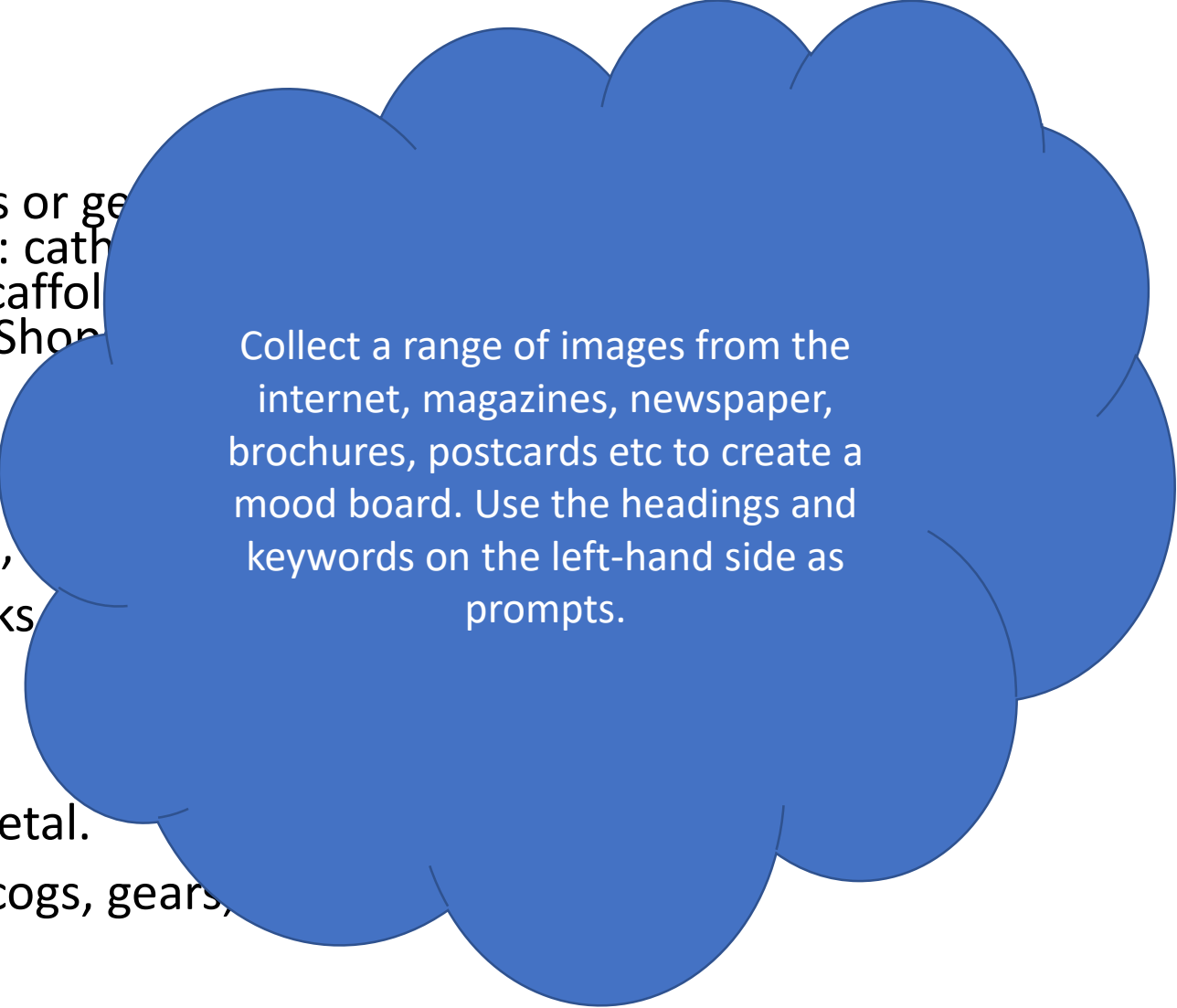
## ➤ Interior and exterior:

Architectural Structures, large buildings or ge (London) towers, historical and modern: cath house, Eiffel Tower, electrical pylons, scaffol centres, Birmingham Bullring, Trafford Sho

➤ **Complex Structures:** man-made or n  
Nature/Organic: Skeletal (bones), floral,  
Man-made: fences, railings, gates, clocks

## ➤ Interlocking Structures:


Natural: Ivy, creepers. Anatomical: Skeletal.  
Mechanical: peddles, bicycles, cranks, cogs, gears,



Collect a range of images from the internet, magazines, newspaper, brochures, postcards etc to create a mood board. Use the headings and keywords on the left-hand side as prompts.

# Mood board

On page 2 and 3 of your sketchbook you are going to create a double page spread mood board.



## Looking at 'Structures'

### ➤ Interior and exterior:

Architectural Structures, large buildings or geometric structures, (visit Liverpool St in London) towers, historical and modern: cathedrals, temples (Pagoda), cities: Sydney opera house, Eiffel Tower, electrical pylons, scaffolding, cranes, bridges, stairwells, shopping centres, Birmingham Bullring, Trafford Shopping Centre Manchester or the Arndale Centre.

### ➤ Complex Structures: man-made or natural: micro or macro:

Nature/Organic: Skeletal (bones), floral, fruit, insects (butterfly's), internal, external,  
Man-made: fences, railings, gates, clocks, inside computers, circuit boards


### ➤ Interlocking Structures:

Natural: Ivy, creepers. Anatomical: Skeletal.

Mechanical: peddles, bicycles, cranks, cogs, gears, wheels.



# Mood Board Page Exemplars





# Looking at 'Structures' for your photoshoot

## ➤ Interior and exterior:

Architectural Structures, large buildings or ge (London) towers, historical and modern: cath house, Eiffel Tower, electrical pylons, scaffol centres, Birmingham Bullring, Trafford Sho

➤ **Complex Structures:** man-made or n  
Nature/Organic: Skeletal (bones), floral,  
Man-made: fences, railings, gates, clocks

## ➤ Interlocking Structures:

Natural: Ivy, creepers. Anatomical: Skeletal.  
Mechanical: peddles, bicycles, cranks, cogs, gears,

Select one of the areas of focus on the left :

- Interior and exterior
- Complex structures
- Interlocking structures

Look at the key words associated with the area of focus. This will help you, when taking the images for your photoshoot.

# Photoshoot 1

## Referring to this slide below:

### Looking at 'Structures'

#### ➤ Interior and exterior:

Architectural Structures, large buildings or geometric structures, (visit Liverpool St in London) towers, historical and modern: cathedrals, temples (Pagoda), cities: Sydney opera house, Eiffel Tower, electrical pylons, scaffolding, cranes, bridges, stairwells, shopping centres, Birmingham Bullring, Trafford Shopping Centre Manchester or the Arndale Centre.

#### ➤ Complex Structures: man-made or natural: micro or macro:

Nature/Organic: Skeletal (bones), floral, fruit, insects (butterfly's), internal, external,  
Man-made: fences, railings, gates, clocks, inside computers, circuit boards

#### ➤ Interlocking Structures:

Natural: Ivy, creepers. Anatomical: Skeletal.  
Mechanical: peddles, bicycles, cranks, cogs, gears, wheels.

You should have already chosen your area of focus:

- **Interior and exterior**
- **Complex structures**
- **Interlocking structures**

Take between 20 to 40 photos of objects that relate to your key area of focus mentioned above.

Think about the composition of your photo. Your photoshoot can gain you marks in AO1 and AO3.

# Lets recap ...

Your summer bridging tasks are:

Task 1 – Complete your title page with a mind map that relates to ‘Structures’.

Task 2 – Complete your mood board on page 2 and 3 of your sketchbook. Your mood board needs to refer to the project title ‘Structures’.

Task 3 – Complete a photoshoot of between 20 to 40 images. Your photoshoot needs to refer to the project title ‘Structures’. Upload the photos to teams and I will print them out for you on your return to school in September.