



# Fine Art Bridging work

Year 10 into 11 for 2023/24



Name: \_\_\_\_\_  
Tutor Group: \_\_\_\_\_  
Teacher: \_\_\_\_\_

# Transformation

Take a look at the following slides of artists work.

Each one explores a different sub-theme that can be used under the title of transformation.

Age

Emotion/Expression

Disguise

Identity

Beauty

# Age



Allegory of Prudence  
By Titian



Jenny Saville  
(artwork contains some nudity)



Bobby Neel Adams




Dryden Goodwin


# ***Emotion/Expression***



Käthe Kollwitz



Edvard Munch



Francis Bacon

# *Emotion/Expression Contd.*



Carsten Witte



Gillian Lambert



Julian Opie



Stephen Shanabrook

# ***Disguise***



Hinke Schreuders



Maurizio Anzeri



Charlotte Caron

# Identity


Shin-Young An



Shirin Neshat



Johnathan Yeo



Chris Ofili  
(artwork contains some nudity)


*The next few  
slides look  
more in depth  
at some  
suggested  
artists*





**Henrietta  
Harris**




# Kehinde Wiley







Silke Werzinger







Kemi Mae



Badass Genius

# Chuck Close






Oscar Ukonu




**Saba Barnard**

# Alexis Eke





# ***Ed Fairburn***



# ***Tahlia Stanton***





***Florian Nicolle***



***Kayla Mahaffey***



***Arinze Stanley***



# Minjae Lee

- grenomj



# YEAR 10 SUMMER HOLIDAY BRIDGING WORK

Now you have received your theme for your new project it is time for you to do some research!

- Look carefully at the artists suggested, you can even spend some time looking for others.
- Task 1 - Complete a **30 image Photoshoot**
- Task 2 - Collect images for a **Visual Collage**
- Task 3 - Complete an **Artist Analysis**

# Task 1


## PHOTOSHOOT

Complete a 30 image  
photoshoot of anything  
relevant to  
Transformation

Think carefully about  
the subject of your  
photographs, the angle,  
lighting and background.

You will be drawing from  
these images

These will be printed  
when you return to  
school.



## Task 2

## VISUAL COLLAGE

## Collect images from the internet relevant to Transformation & Portrait

**Put together your visual  
inspiration pages (2x A3)  
digitally if you can.**

**Make sure you change the document size to A3 before you start.**

**These will be printed when you return to school.**



# Task 3

## ARTIST ANALYSIS

### Comparing Artists

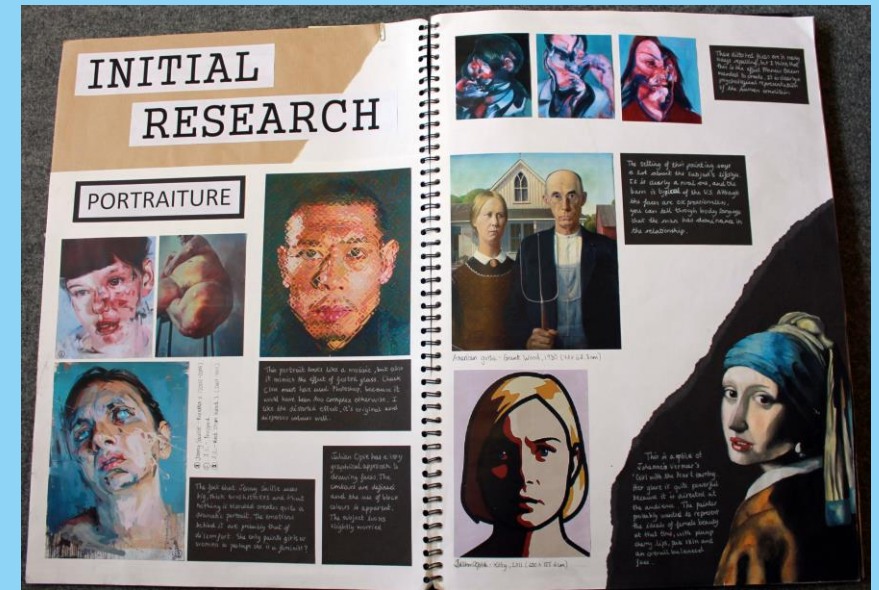
Choose 4 artists from this PowerPoint.

Complete ½ a page of research looking briefly at all of your selected artists.

Explain why you have chosen them and what you like about their work. Include images of their work.

Stick all of this work in your book.

If you are completing this digitally, make sure the documents are set up as A3 ready for printing.



VIC VICINI:	EMILY EVELETH:	JOEL PENKMAN:	CHARLES BELL:
<p>Vic Vicini holds a BFA in printmaking and painting from Wayne State University.</p> <p>Early in his career he focused on etching and engraving but under the influence of such artists as Richard Estes and Andrew Wyeth he gradually became more interested in oil painting.</p> <p>His subject is objects of nostalgia, such as comic book memorabilia. A second generation Italian-American, his childhood ambition was to immerse himself in American culture. Memories of frequenting small diners with his dad, vintage cars, and food package design all enter into his work.</p>	<p>Spanning the boundaries between portrait, landscape, and object of projected desire, Emily Eveleth's paintings form a genre unto themselves. Her ongoing series of paintings of doughnuts invests this unlikely subject with unexpected presence and identity. "Eveleth's paintings restlessly shift across a spectrum of meanings, covering along the way all the distances between opposing significances; prosaic and profound, profane and sacred, banal and intriguing, to say nothing of the axis between cool asexuality and gushing, if veiled, sexuality."</p>	<p>Joel's work is nothing short of jaw-dropping. She describes her paintings as "semi-photorealistic", but we think they look good enough to eat. Working from photographic references, she has the rare ability to paint everyday objects with such minute detail and accuracy that you would be forgiven for thinking they are photographs.</p> <p>Her paintings are created in egg tempera, a paint made fresh each day from mixing ground pigment colour with egg yolk. From Monster Munch, cakes and sweets and branded condiments to books, ornaments and tools, Joel uses the paint to illustrate every crinkle, sheen and detail of her subject.</p>	<p>A photo-realist painter of large-scale still life, Charles Bell sought with his painting to bring pictorial majesty and wonder to the mundane. Much of his subject matter was vintage toys, gumball machines, and dolls and action figures, many of them arranged in classical poses. He was based in New York City and born in Tulsa, Oklahoma. He created work in a scale as much as ten times life size with clear and vibrant colours.</p>
			