



Fine Art Bridging work

Year 10 into 11 for 2025/26



Name: _____
Tutor Group: _____
Teacher: _____

Transformation

Take a look at the following slides of artists' work.

Each one explores a different sub-theme that can be used under the title of transformation. You don't have to look at people or portraits.

Age / Decay

Emotion/Expression

Disguise / Costume

Identity / Beauty

Metamorphosis

Gentrification / Street Art

Age



Allegory of Prudence
By Titian



Jenny Saville
(artwork contains some nudity)



Bobby Neel Adams



Dryden Goodwin



Daniel Green



Valerie Hegarty



Salvador Dali




Kathleen Ryan


Emotion/Expression



Käthe Kollwitz



Edvard Munch



Francis Bacon



Carsten Witte



Gillian Lambert



Julian Opie



Stephen Shanabrook

Disguise



Hinke Schreuders



Maurizio Anzeri







Charlotte Caron



Saba Barnard

Alexis Eke






Kayla Mahaffey

Minjae Lee

- grenomj





Florian Nicolle

Tahlia Stanton



Identity


Shin-Young An





Shirin Neshat





Johnathan Yeo





Chris Ofili
(artwork contains some nudity)



Silke Werzinger




Kemi Mae



Badass Genius

Metamorphosis

Ha Pham



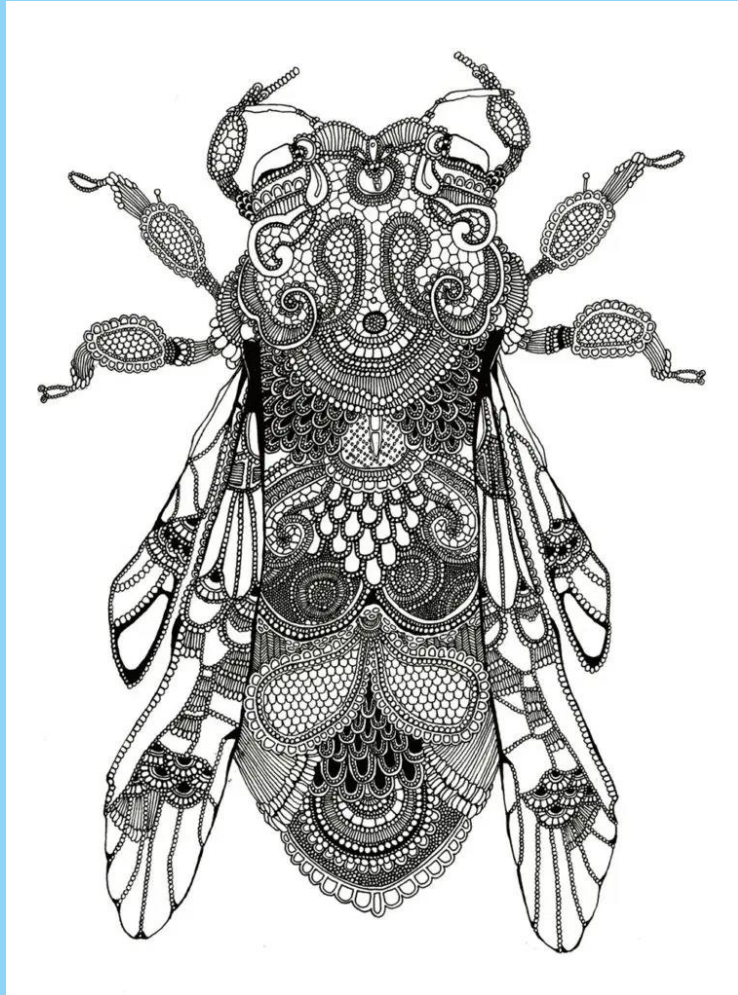
Lucy Arnold



Maria Sibylla Merian

Metamorphosis

<https://theartyteacher.com/artists-who-create-artworks-of-insects/>



Rosalind Monks



[Jennifer](#) Angus




Kelly Stanford




Christopher
Marley

Gentrification / Street Art



Paul Hoppe



Doug Chayka



Banksy

**Shepard
Faurey**



YEAR 10 SUMMER HOLIDAY BRIDGING WORK

Now you have received your theme for your new project it is time for you to do some research!

- Look carefully at the artists suggested, you can even spend some time looking for others.
- Task 1 - Complete a **30 image Photoshoot**
- Task 2 - Collect images for a **Visual Collage**
- Task 3 - Complete an **Artist Analysis**

Task 1

PHOTOSHOOT

Complete a 30 image
photoshoot of anything
relevant to
Transformation

Think carefully about
the subject of your
photographs, the angle,
lighting and background.

You will be drawing from
these images

These will be printed
when you return to
school.



Task 2

VISUAL COLLAGE


Collect images from the internet relevant to TRANSFORMATION

Put together your visual inspiration pages (2x A3) digitally if you can.

Make sure you change the document size to A3 before you start.

Make sure you change the document size to A3 before you start.

Upload to TEAMS as these will be printed when you return to school.



Task 3

ARTIST ANALYSIS

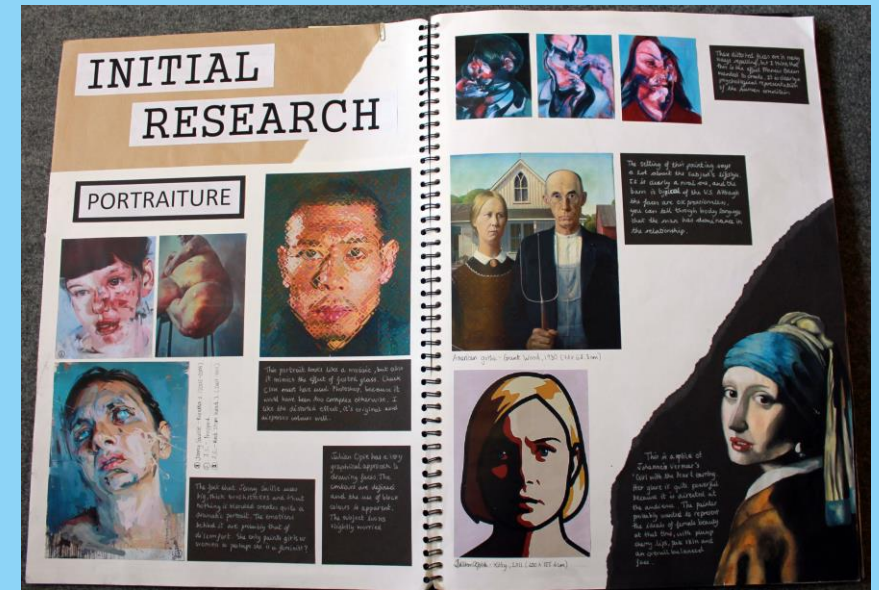
Comparing Artists

Choose 4 artists from this PowerPoint.

Complete an A3 page of research looking briefly at all your selected artists.

Explain why you have chosen them and what you like about their work. Include images of their work.

If you are completing this digitally, make sure the documents are set up as A3 ready for printing.



VIC VICINI:

Vic Vicini holds a BFA in printmaking and painting from Wayne State University.

Early in his career he focused on etching and engraving but under the influence of such artists as Richard Estes and Andrew Wyeth he gradually became more interested in oil painting.

His subject is objects of nostalgia, such as comic book memorabilia. A second generation Italian-American, his childhood ambition was to immerse himself in American culture. Memories of frequenting small diners with his dad, vintage cars, and food package design all enter into his work.



EMILY EVELETH:

Spanning the boundaries between portrait, landscape, and object of projected desire, Emily Eveleth's paintings form a genre unto themselves. Her ongoing series of paintings of doughnuts invests this unlikely subject with unexpected presence and identity. "Eveleth's paintings restlessly shift across a spectrum of meanings, covering along the way all the distances between opposing significances; prosaic and profound, profane and sacred, banal and intriguing, to say nothing of the axis between cool asexuality and gushing, if veiled, sexuality."



JOEL PENKMAN:

Joel's work is nothing short of jaw-dropping. She describes her paintings as "semi-photorealistic", but we think they look good enough to eat. Working from photographic references, she has the rare ability to paint everyday objects with such minute detail and accuracy that you would be forgiven for thinking they are photographs.

Her paintings are created in egg tempera, a paint made fresh each day from mixing ground pigment colour with egg yolk. From Monster Munch, cakes and sweets and branded condiments to books, ornaments and tools, Joel uses the paint to illustrate every crinkle, sheen and detail of her subject.



CHARLES BELL:

A photo-realist painter of large-scale still life, Charles Bell sought with his painting to bring pictorial majesty and wonder to the mundane. Much of his subject matter was vintage toys, gumball machines, and dolls and action figures, many of them arranged in classical poses. He was based in New York City and born in Tulsa, Oklahoma. He created work in a scale as much as ten times life size with clear and vibrant colours.

